

USING A "MONOPRICE" USB TABLET WITH "MAC OS X 10.7 LION"

HIGH-LEVEL EXECUTIVE SUMMARY

Bill Brownlee's "Monoprice" 12x9-in. tablet works fine with our Mac Mini (circa July 2010) running "Mac OS X 10.7 Lion". We found Mac drivers in a Mac-based installation program at the "UC-Logic" Web site. Apparently "UC-Logic" is the manufacturer of this tablet and "Monoprice" is just a re-seller.

"MONOPRICE" TABLETS ARE A VIABLE ALTERNATIVE TO HIGHER-PRICED USB TABLETS

Monoprice.com sells a line of inexpensive **USB tablets** that are described at http://www.monoprice.com/products/subdepartment.asp?c_id=108&cp_id=10841

The "Monoprice tablet" has a pen that requires an AAA battery.
The "Monoprice" tablet does not have a mouse while their more expensive competitors provide a mouse.

STEALTH BUT VIABLE MAC SUPPORT!

The CD that is packaged with the "Monoprice" tablet only has "Windows" drivers and software. It is totally useless for a "Mac"!

The paper documentation that is packaged with the "Monoprice" tablet and the "Monoprice.com" Web site does not mention that a driver installation program is available at the "UC-Logic" Web site at

<http://www.uc-logic.com/en/index.php?ParentMenuID=4>

We tested Bill Brownlee's 12x9-in. "Monoprice" tablet (circa November 2011) with a "Macintosh" computer running "OS X 10.7 Lion" and it worked fine after we downloaded and installed this "stealth" driver installation program!

Reference:

<http://forums.macrumors.com/showthread.php?t=1079937>

STEP-BY-STEP INSTRUCTIONS FOR INSTALLING THE "MONOPRICE" TABLET INTO A MAC RUNNING "OS X LION 10.7"

Step 0:

Follow the instructions at

http://aztcs.org/meeting_notes/winhardsig/tablets/Monoprice/pen-battery.pdf

to insert the AAA battery into the pen of the tablet.

Step 1:

Start "Safari" (or another Web browser program) and go to

<http://www.uc-logic.com/en/index.php?ParentMenuID=4>

Step 2:

Click on the icon for the Mac driver installer:



Humanity . Innovation . Reality

中文 | 繁體中文 | English

ABOUT US

PRODUCTS

NEWS&EVENTS

SUPPORT

CONTACT US



SUPPORT

▶ Driver

▶ Software

▶ User Manual

▶ FAQ

APPLICATION

▶ Video

Drivers

Drivers For Windows

Model(s)	Description	Version	Update	File size	download
Graphics Tablets	Win 7/Vista/Xp Support XP 64Bit	Driver V5.02	2010.06.30	4.77MB	
Graphics Tablets	Win 7/Vista/Xp New Dual Screen No Support XP 64Bit	Driver V5.02	2011.11.14	6.29MB	

Drivers For Mac

Model(s)	Description	Version	Update	File size	download
Graphics Tablets	Mac OSX	Driver V1.26	2011.11.08	645KB	



Step 3:
Click on the "Finder" icon in the "Dock".

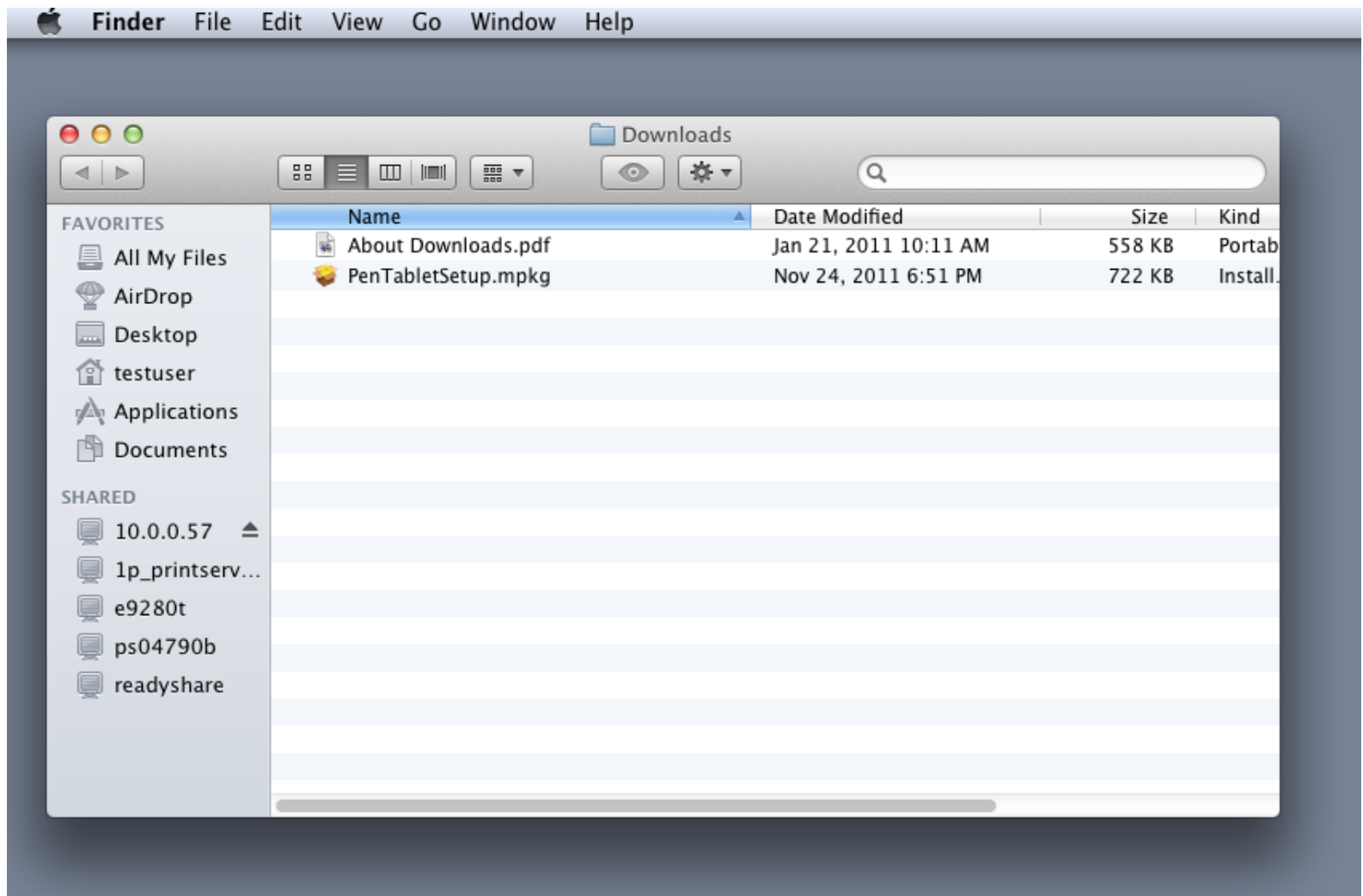


Step 4:
Locate the "Downloads" folder:

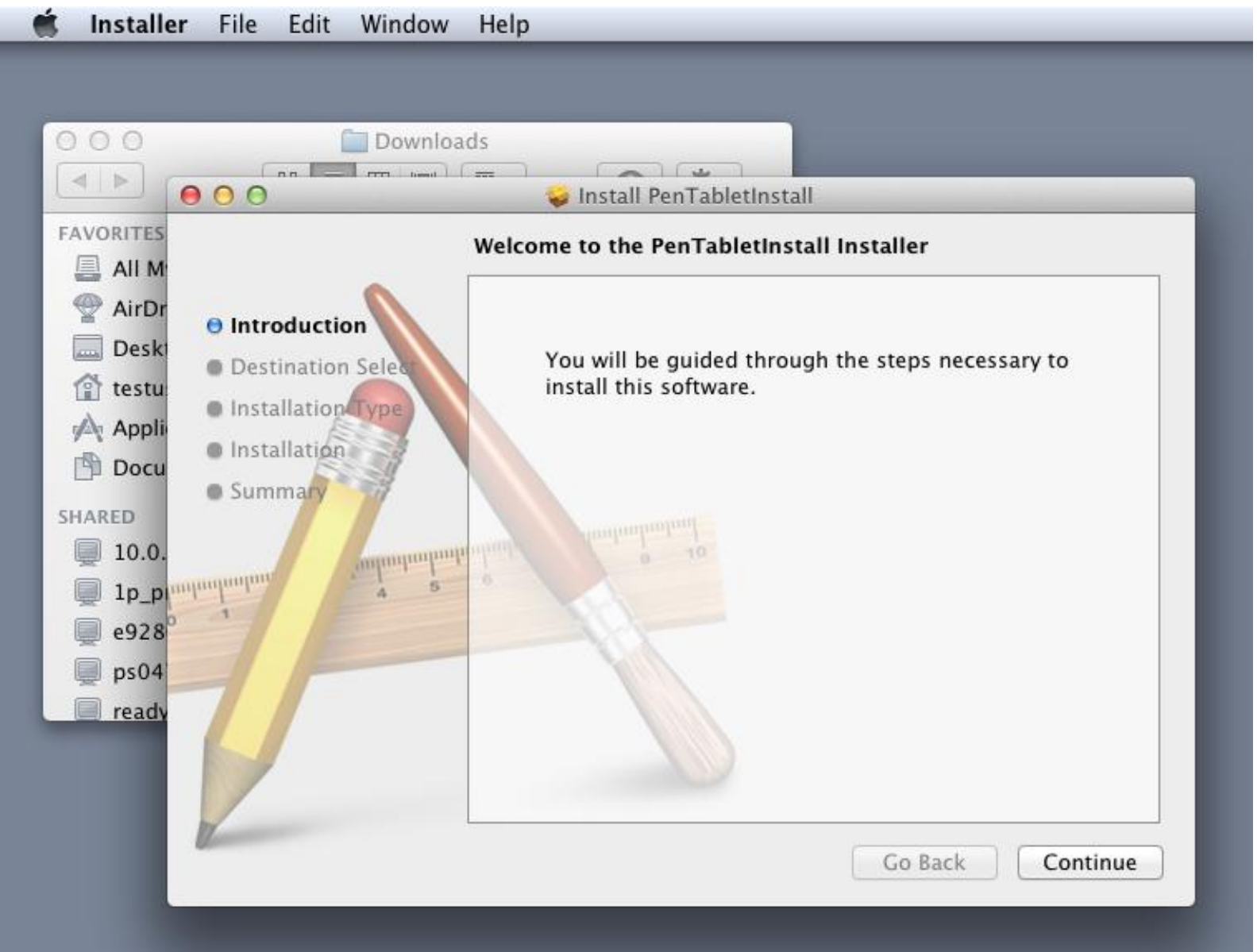


Step 5:

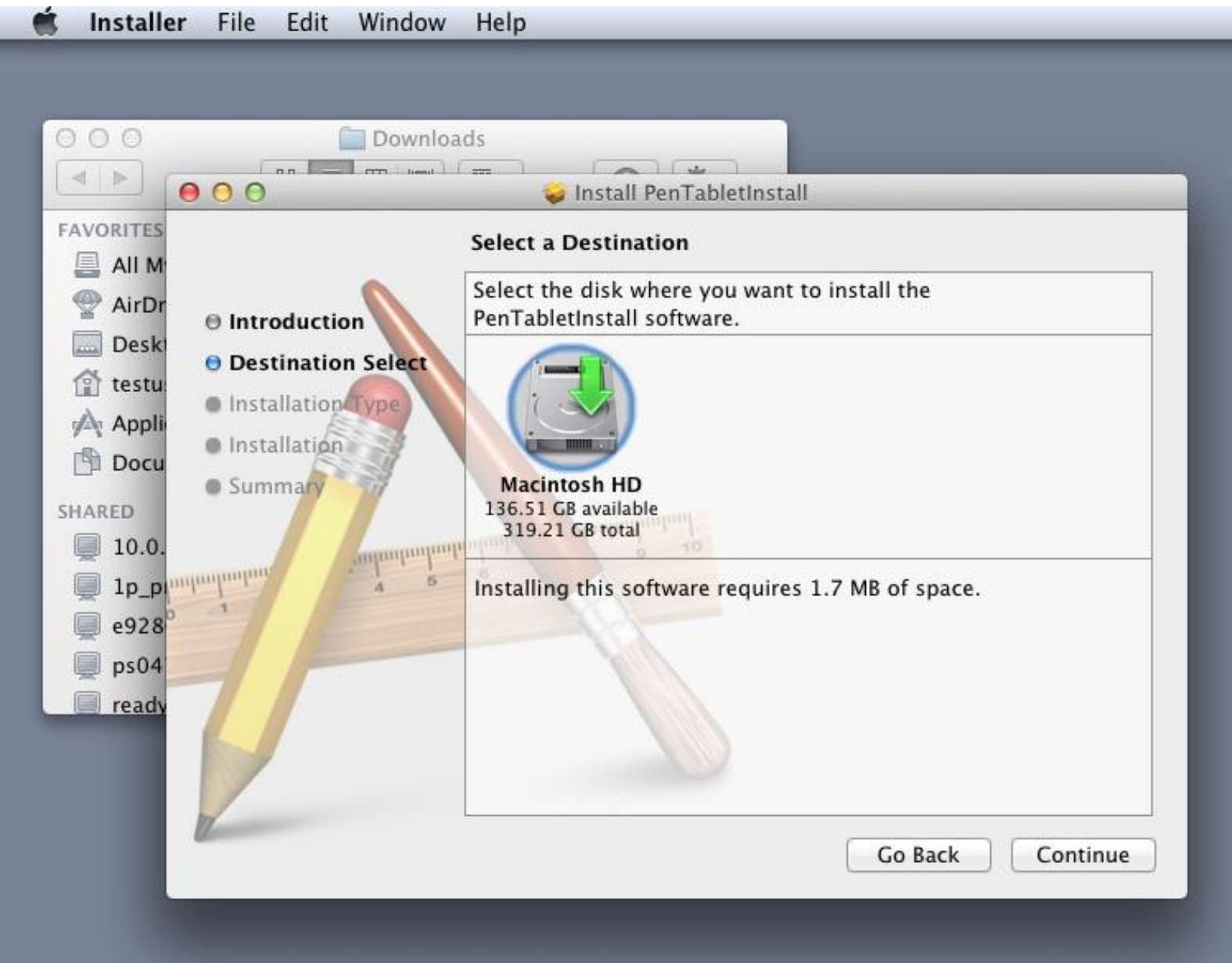
Double-click on the "PenTabletSetup" or the "PenTabletSetup.mpkg" file in the "Downloads" folder:



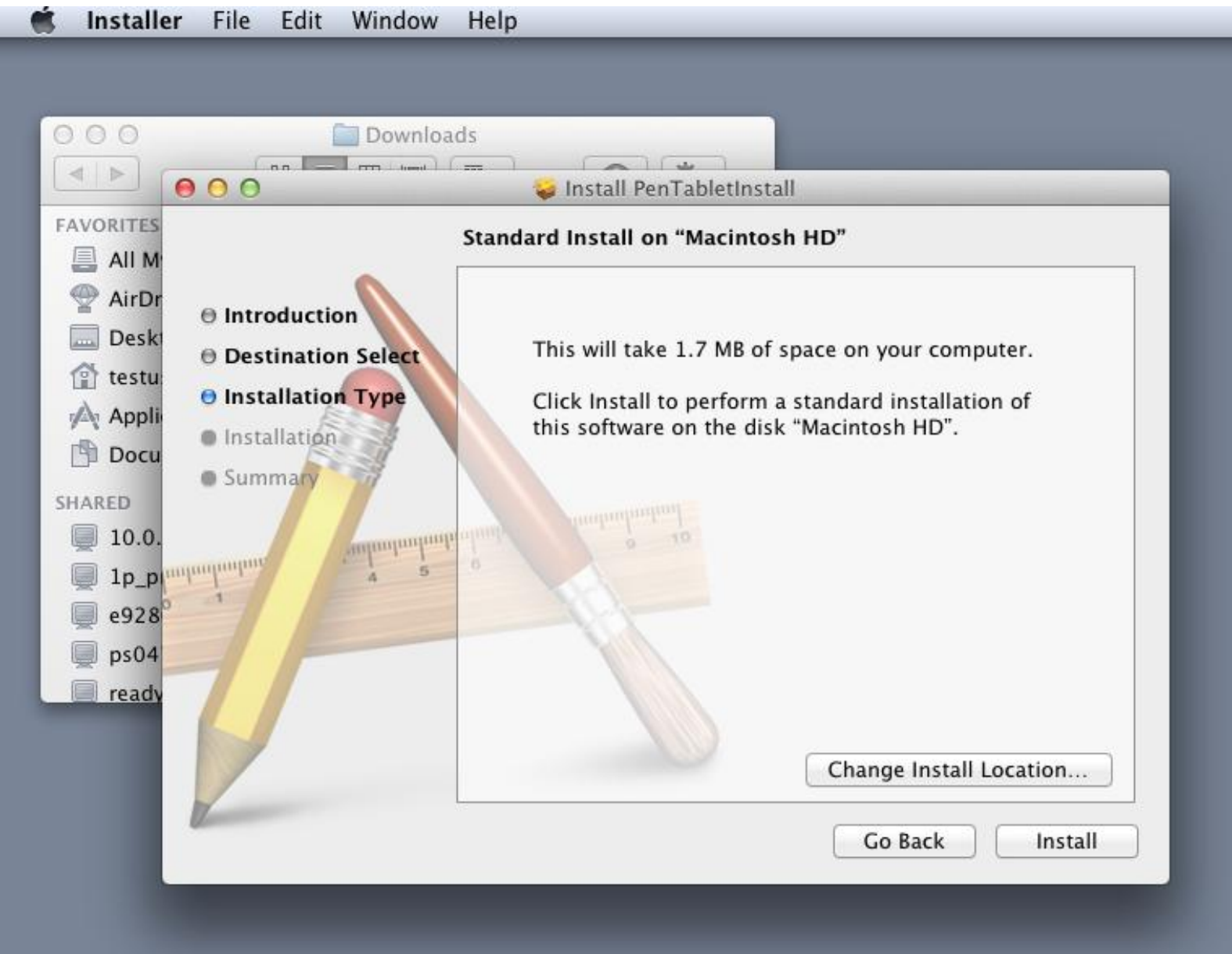
Step 6:
Click on the "Continue" button:



Step 7:
Click on the "Continue" button:



Step 8:
Click on the "Install" button:



Step 9:

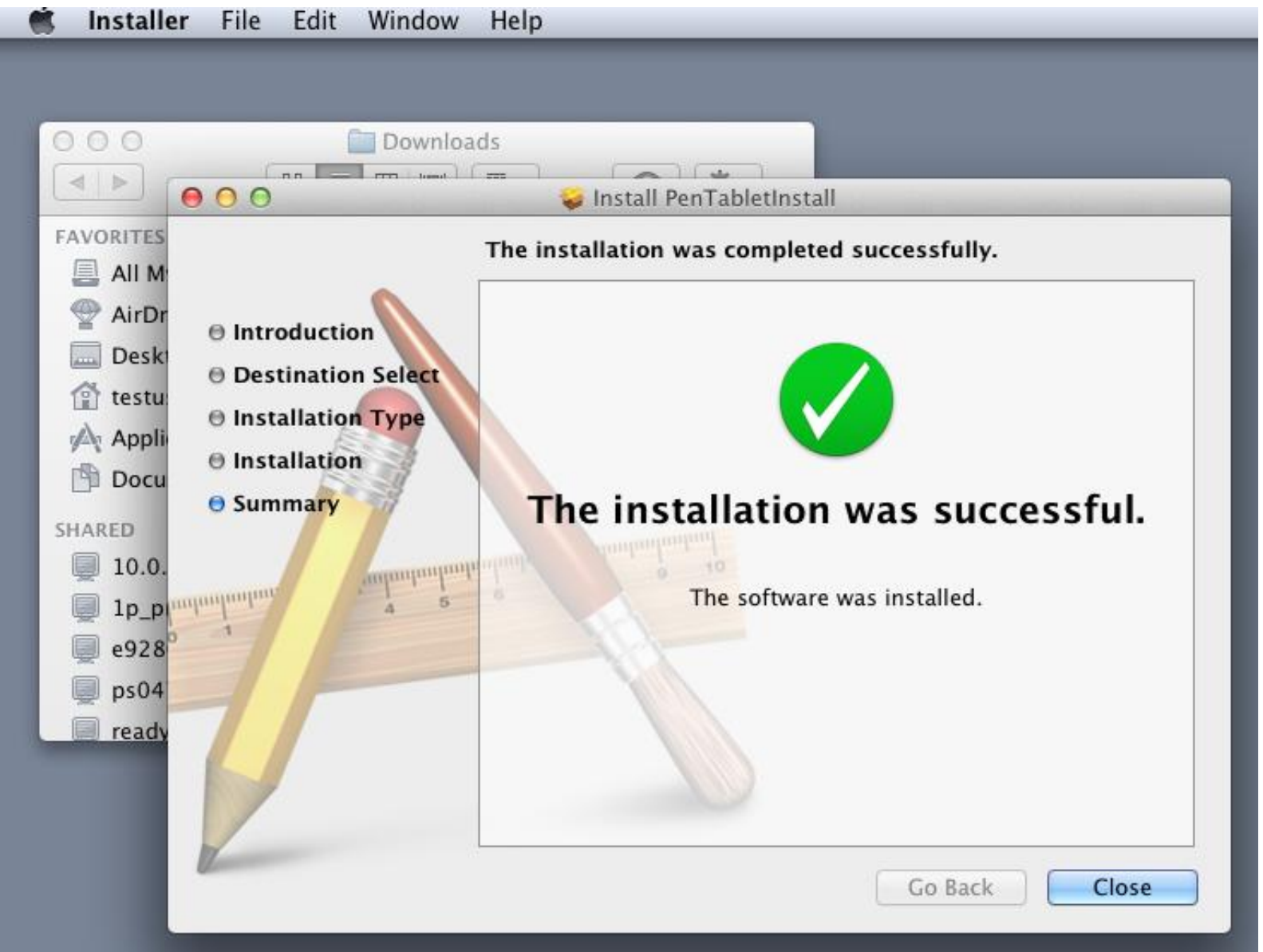
Type in the password for your Mac login user account:



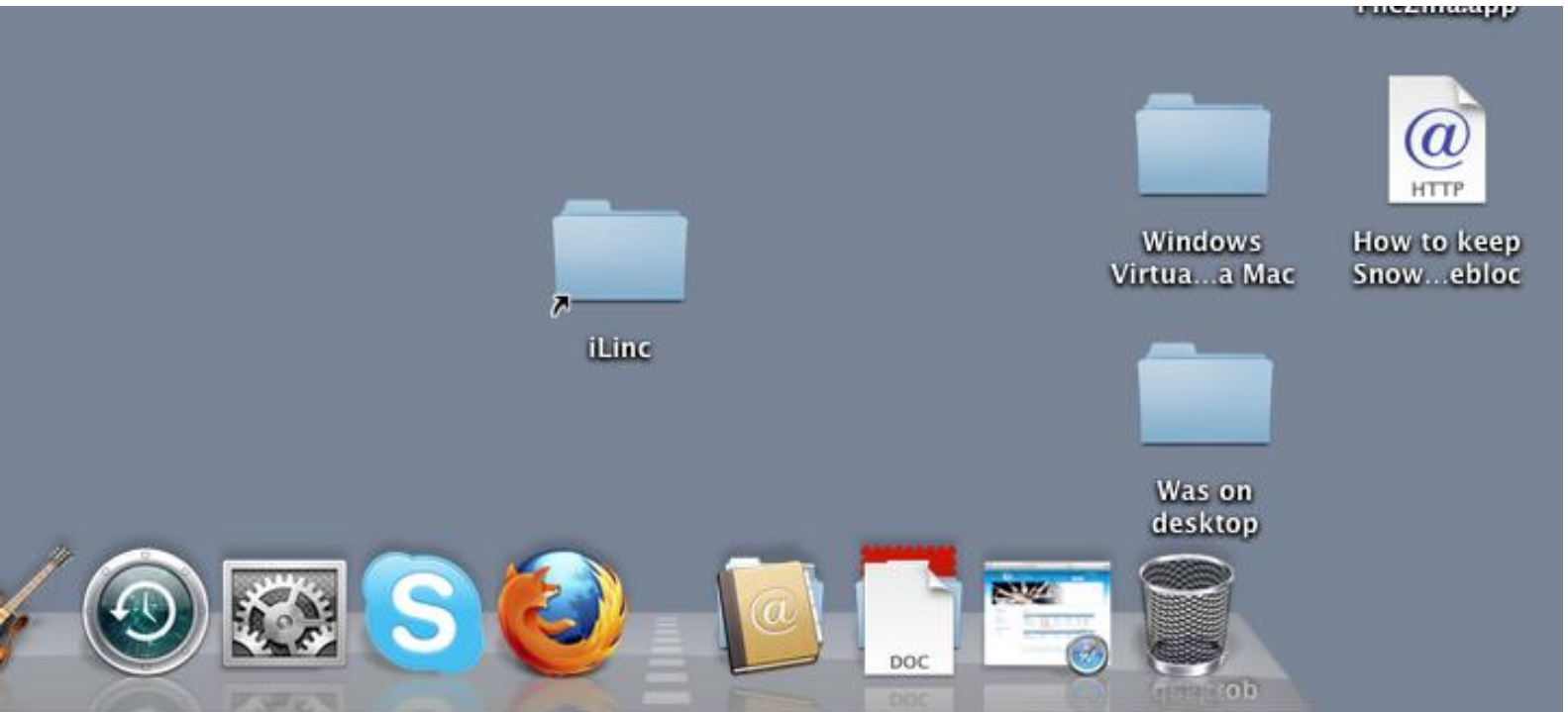
Step 10:

Click on the "Install Software" button.

Step 11:
Click on the "Close" button:



Step 12:
Click on "Applications" in the "Dock":



Step 13:
Click on "PenTabletSetting":



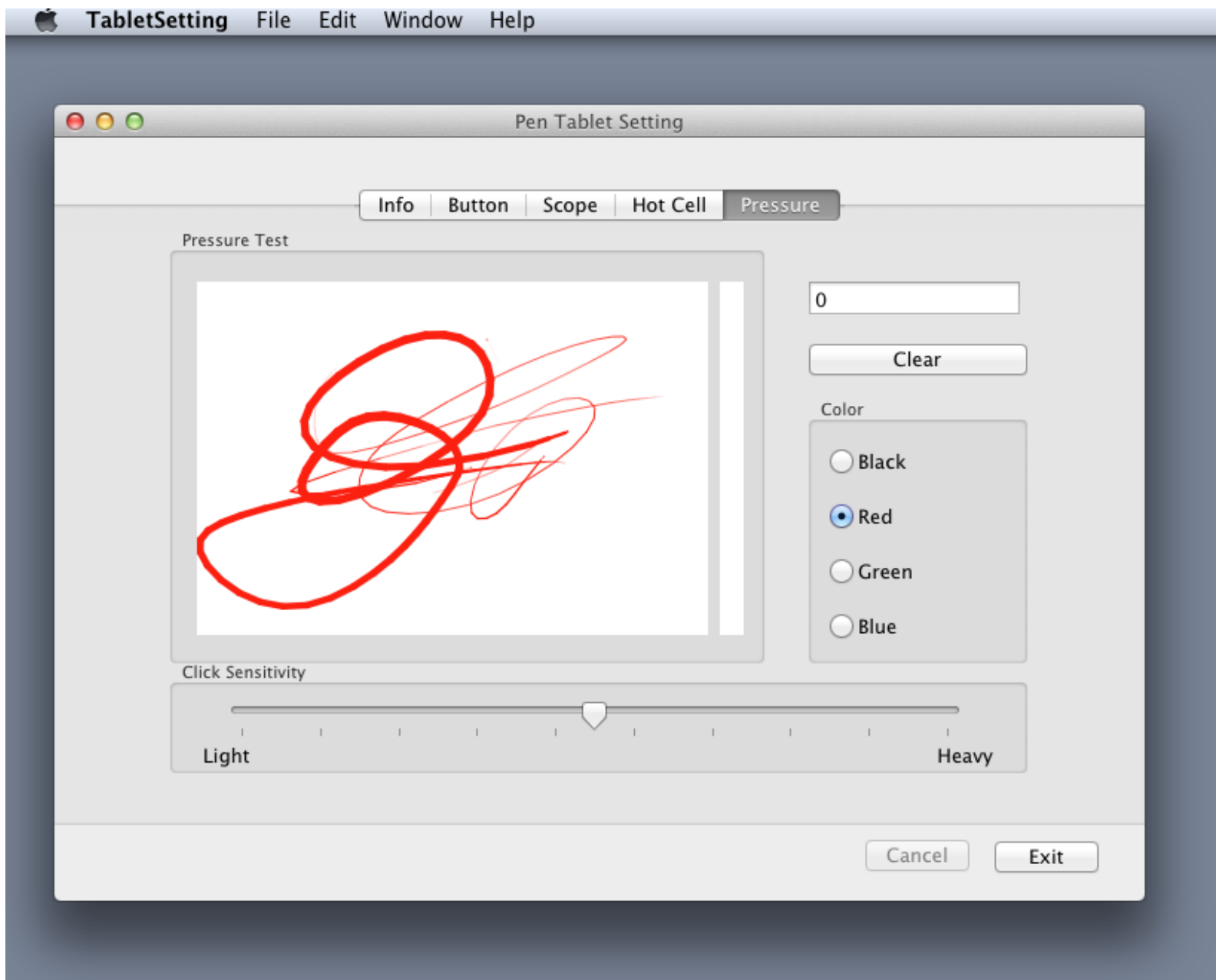
Step 14:
Click on "TabletSetting.app" or "TabletSetting":



Step 15:

Adjust the use the "Pressure" tab to test the pen:

The pen draw a narrower or wider freehand line, as you decrease or increase the downward pressure relative to the surface of the tablet:



Step 16:

According to

http://www.monoprice.com/products/product.asp?c_id=108&cp_id=10841&cs_id=1084101&p_id=5553&seq=1&format=4

<Start of quote>

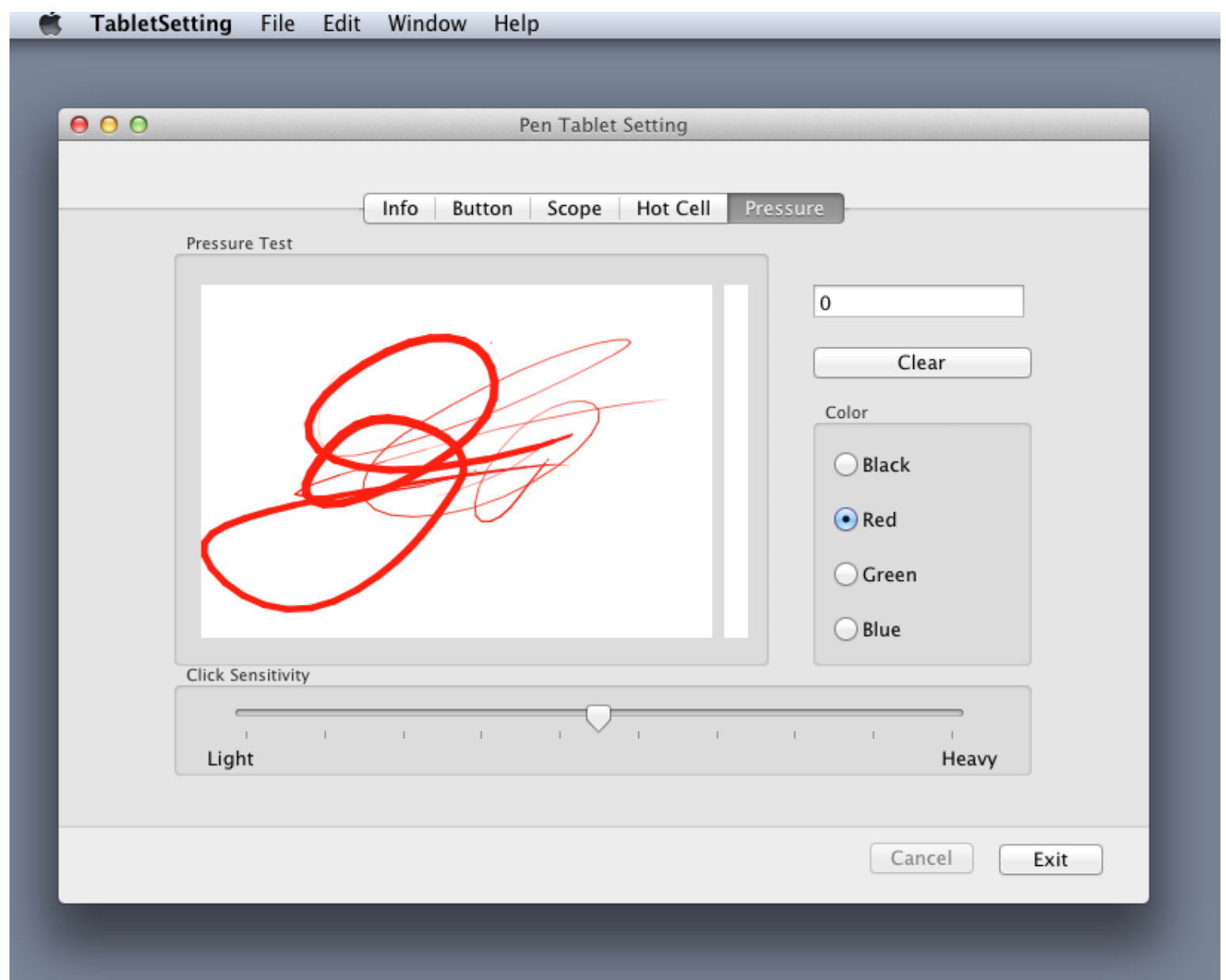
There is also a Click Sensitivity setting:

By default settings, tapping with the pen tip is equivalent to a left click of a mouse.

Move the slider in the sensitivity bar to adjust the response of the pen tip. Light means the pen tip will be react very quickly, but the heavy function is opposite.

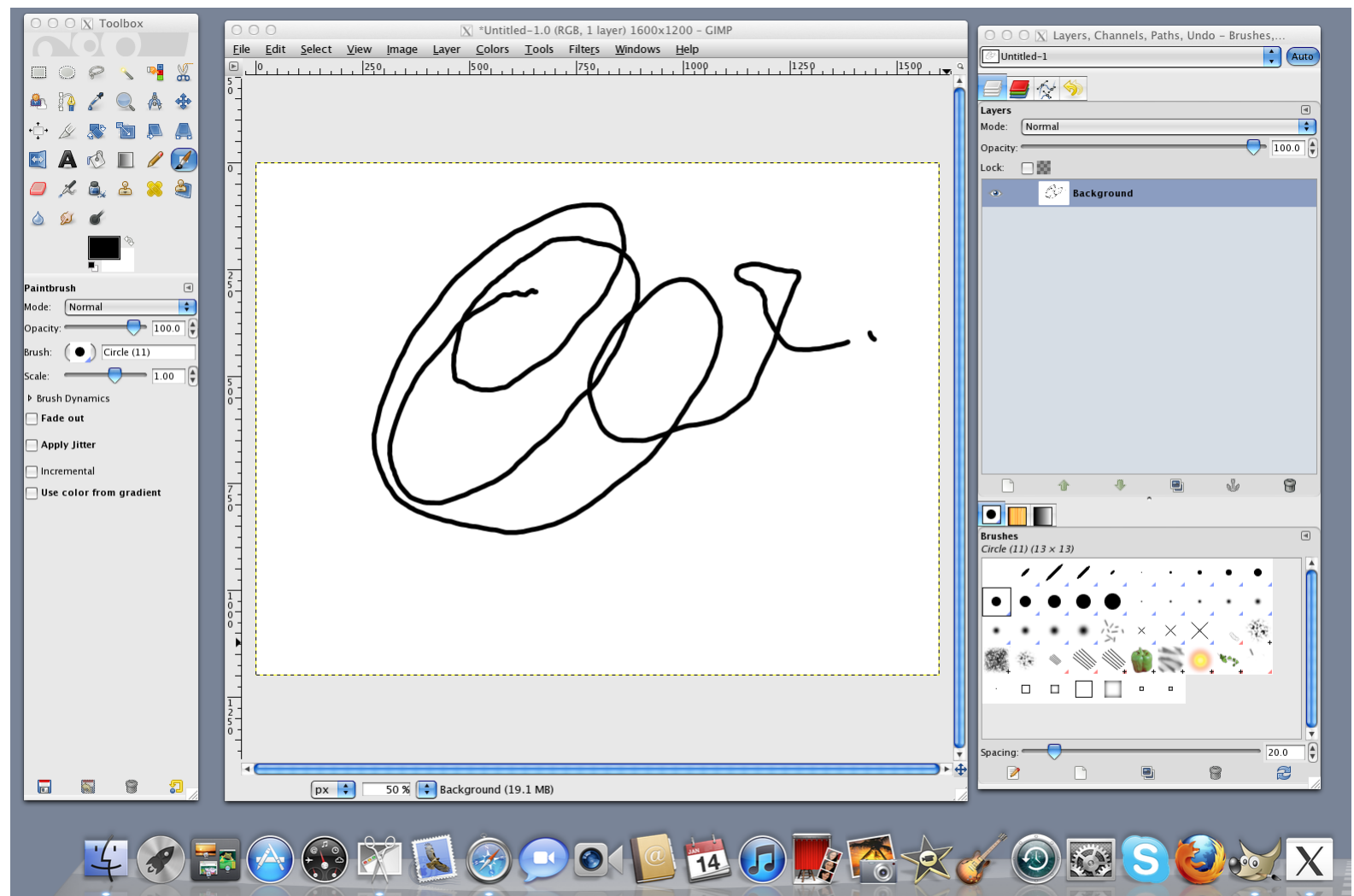
<end of quote>

Adjust the "Click Sensitivity" slider:



"MONOPRICE" TABLET WITH "GIMP" IN "OS X LION"

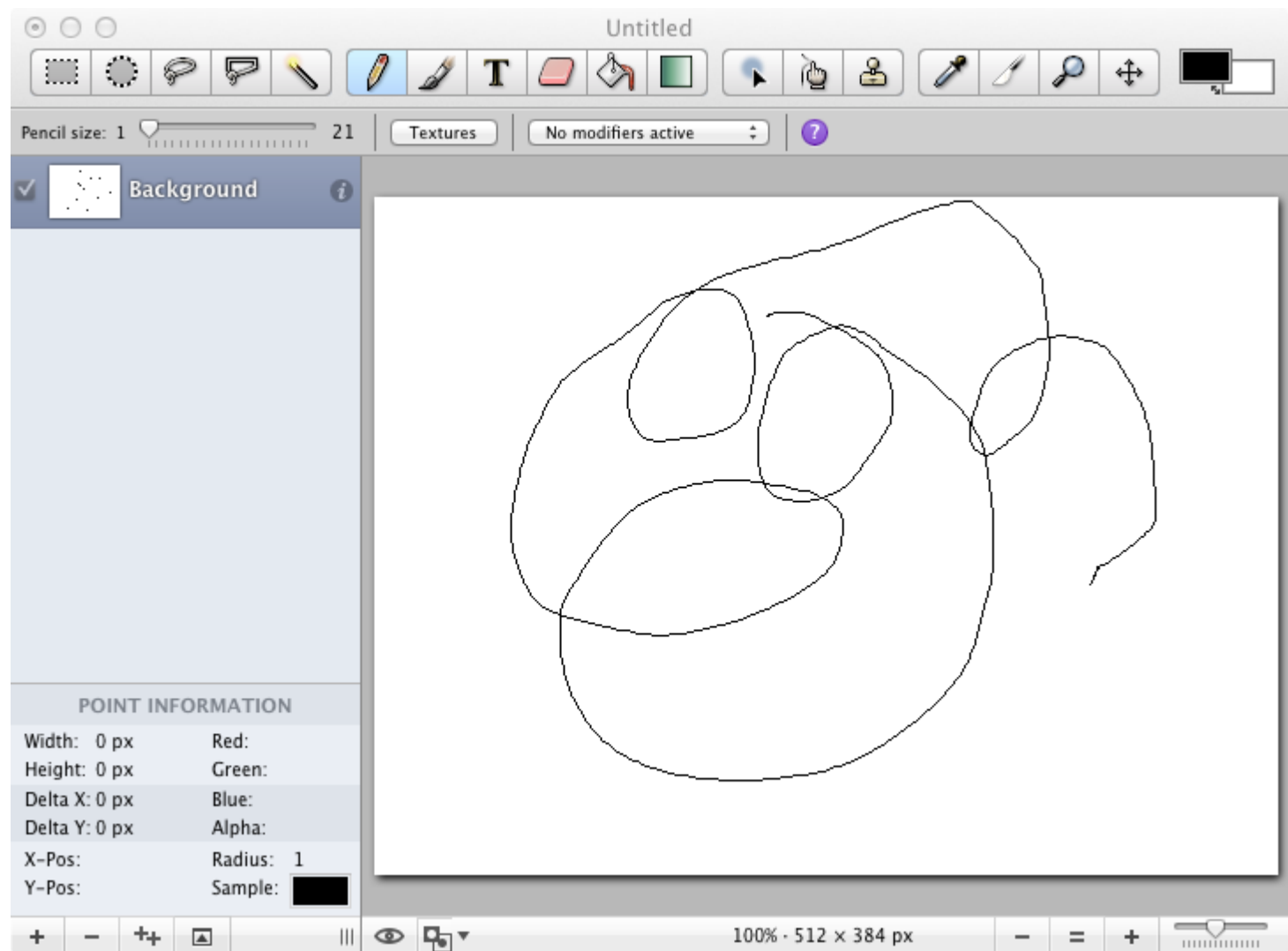
Here is a screenshot of our use of a Monoprice tablet with open-source "Gimp 2.6.11" running in "Mac OS 10.7 Lion":



We used the "Gimp 2.6.11 for Snow Leopard" since no version of "Gimp.." was available for "OS X 10.7 Lion". This amazing open-source freebie can be obtained at <http://gimp.lisanet.de/Website/Download.html>

"MONOPRICE" TABLET WITH "SEASHORE" IN "OS X LION"

Here is a screenshot of our use of a Monoprice tablet with open-source "Seashore 0.5.1" running in "Mac OS 10.7 Lion":



The free "Seashore" drawing program can be obtained at
http://seashore.sourceforge.net/The_Seashore_Project/Download.html

APPENDIX 1

THE MAC "OS X" OPERATING SYSTEM DOES NOT SHOW USB DEVICES SO DO NOT ATTEMPT TO LOCATE THE "MONOPRICE" TABLET THERE!



APPENDIX 2

THE "MONOPRICE" TABLET SHOWS UP IN THE "SYSTEM PROFILER" DIAGNOSTIC APPLET OF THE "OS X" OPERATING SYSTEM

