

ADDING AN EXTERNAL USB Wi-Fi NETWORK ADAPTER TO REPAIR OR IMPROVE A COMPUTER

by Francis Chao

fchao2@yahoo.com

TuCSon COMPUTER
SOCIETY

WINNERS
#1
WINdows usERS



An International
Association of Technology
& Computer User Groups

**Web location for this
presentation:**

<http://aztcs.org>

Click on “**Meeting
Notes**”

SUMMARY

You can add external USB
Wi-Fi network adapter to
make a cost-effective
temporary or permanent
repair or improve to a
computer

TOPICS

- External USB Wi-Fi network adapters--A Useful Add-on
- Installing USB Wi-Fi adapters
- Examples of USB Wi-Fi network adapters
- Placing a USB Wi-Fi network adapter into service

EXTERNAL USB Wi-Fi NETWORK ADAPTERS--A USEFUL ADD-ON

- If the Wi-Fi network adapter that came with your computer has failed or has slowed down to a crawl, you can add an external USB Wi-Fi network adapter to resolve the problem

EXTERNAL USB Wi-Fi NETWORK ADAPTERS

--A USEFUL ADD-ON (continued)

- If your computer's connection suddenly fails or become real slow and your computer is connected by means of an Wi-Fi network adapter AND the other computers or devices on your home or business network did not also experience an Internet slowdown, you can try installing an external USB Wi-Fi network adapter.

EXTERNAL USB Wi-Fi NETWORK ADAPTERS

--A USEFUL ADD-ON (continued)

- To test the Internet download and upload speeds on each of your computers, open a Web browser, and run the test at <http://speedtest.net> which uses the very reliable "Ookla" system for testing Internet download and upload speeds.

INSTALLING EXTERNAL USB Wi-Fi NETWORK ADAPTERS

- You can install a USB 3-based 802.11ac Wi-Fi adapter to replace or improve upon the existing Wi-Fi adapter in your computer. Do not buy USB 2-based Wi-Fi adapters since they are too slow. Do not buy obsolete 802.11n Wi-Fi adapters since they will bottleneck your network speeds now or soon.

EXAMPLES OF EXTERNAL USB Wi-Fi NETWORK ADAPTERS

- The Trendnet TEW-804UB has worked well for us:



TRENDnet TEW-804UB Dual Band USB WiFi Adapter IEEE 802.11 a/b/g/n/ac Wireless Network Enabled for Desktop Computer Laptop Support Windows, Mac with one-touch WPS Button Plug and Play Up to 600Mbps for Gaming optimization; Supports Windows XP/Vista/7/8/8.1/10(32-bit/64-bit), Mac OS X

by TRENDnet

★★★★☆ 317 customer reviews | 45 answered questions

Price: **\$19.95** & **FREE Shipping** on orders over \$49. [Details](#)

In Stock.

Want it Friday, Aug. 26? Order within **53 mins** and choose **Two-Day Shipping** at checkout. [Details](#)

Ships from and sold by Amazon.com. Gift-wrap available.

Model: **TEW-804UB**

TEW-648UB
\$8.33

TEW-648UBM
\$9.99

TEW-804UB
\$19.95



Want to hire a computer technician?

Buy professional computer technician services directly on Amazon. Backed by our Happiness Guarantee.

[Learn more](#)



TRENDnet TEW-804UB Dual Band USB WiFi Adapter IEEE 802.11 a/b/g/n/ac Wireless Network Enabled for Desktop Computer Laptop Support Windows, Mac with one-touch WPS Button Plug and Play Up to 600Mbps for Gaming optimization; Supports Windows XP/Vista/7/8/8.1/10(32-bit/64-bit), Mac OS X

by [TRENDnet](#)



[317 customer reviews](#) | [45 answered questions](#)

Price: **\$19.95** & **FREE Shipping** on orders over \$49. [Details](#)

In Stock.

Want it Friday, Aug. 26? Order within **53 mins** and choose **Two-Day Shipping** at checkout. [Details](#)

Ships from and sold by Amazon.com. Gift-wrap available.

Model: **TEW-804UB**

TEW-648UB

\$8.33

TEW-648UBM

\$9.99

TEW-804UB

\$19.95



Want to hire a computer technician?

Buy professional computer technician services directly on Amazon. Backed by our Happiness Guarantee.

[Learn more](#)

D-Link Systems AC1900 Ultra Wi-Fi USB 3.0 Adapter (DWA-192)

by [D-Link](#)



[84 customer reviews](#) | [11 answered questions](#)

Was: ~~\$77.49~~

Price: **\$67.99** Prime

You Save: **\$9.50 (12%)**

Only 11 left in stock (more on the way).

Want it Friday, Aug. 26? Order within **12 hrs 13 mins** and choose **One-Day Shipping** at checkout. [Details](#)

Ships from and sold by Amazon.com **exclusively for Prime members.** [Details](#)

Gift-wrap available.

- Ultimate Wi-Fi Performance - AC1900 Speed (up to 1300Mbps on 5GHz and 600Mbps on 2.4GHz)
- Dual Band Wireless - 2.4GHz and 5GHz bands for flexible connectivity
- Advanced AC Smart Beam - Improves coverage and performance by directing bandwidth between your Smart Beam router and the DWA-192 adapter
- USB 3.0 Interface - Fast connection to your PC
- WPS Button - One button setup for a fast and secure connection
- Backwards Compatible - Connects to legacy 802.11n/g/a networks





D-Link Systems AC1900 Ultra Wi-Fi USB 3.0 Adapter (DWA-192)

by [D-Link](#)



[84 customer reviews](#) | [11 answered questions](#)

Was: ~~\$77.49~~

Price: **\$67.99** ✓ **Prime**

You Save: **\$9.50 (12%)**

Only 11 left in stock (more on the way).

Want it Friday, Aug. 26? Order within **12 hrs 13 mins** and choose **One-Day Shipping** at checkout. [Details](#)

Ships from and sold by Amazon.com **exclusively for Prime members.** [Details](#)

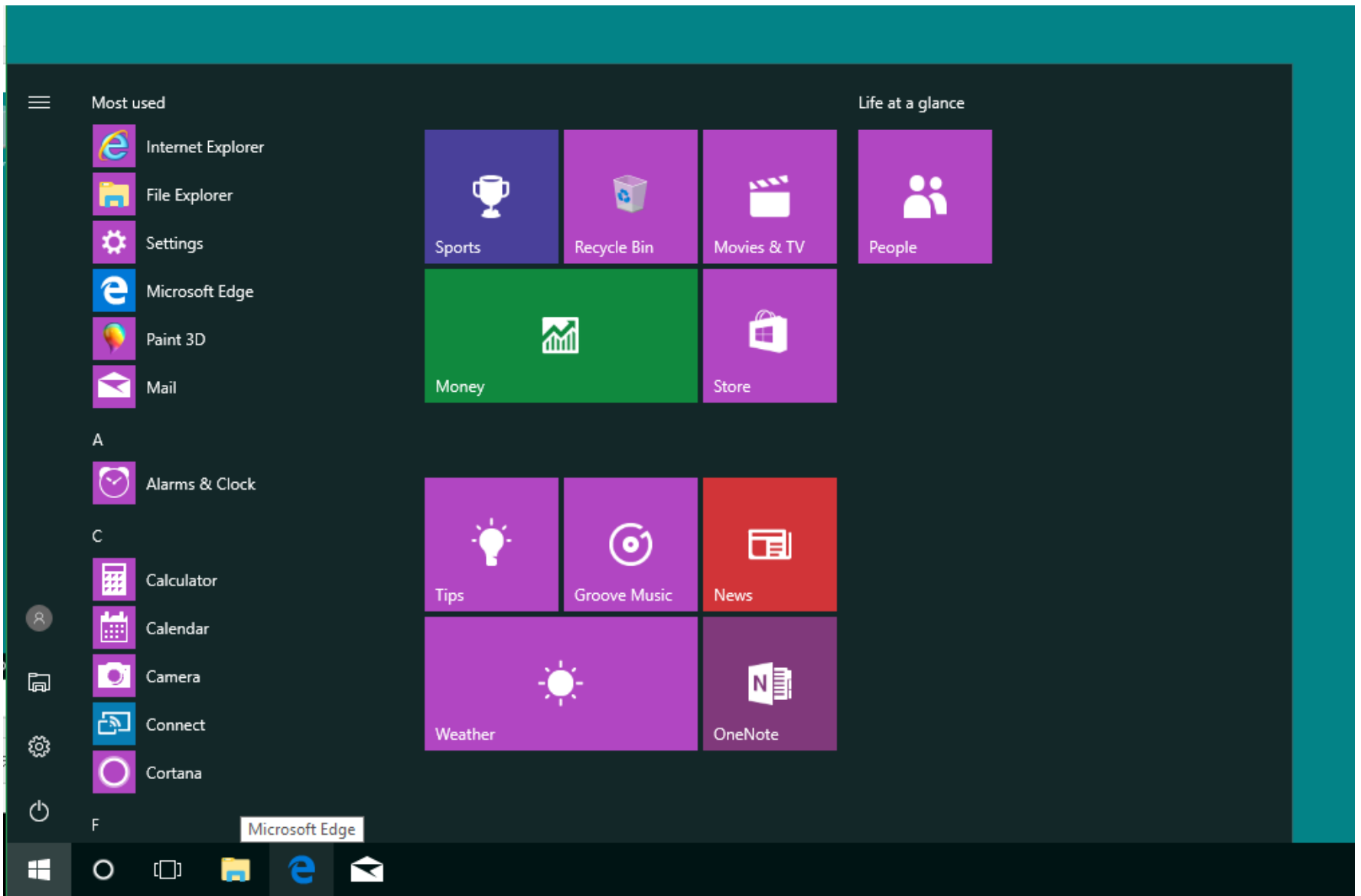
Gift-wrap available.

- Ultimate Wi-Fi Performance - AC1900 Speed (up to 1300Mbps on 5GHz and 600Mbps on 2.4GHz)
- Dual Band Wireless - 2.4GHz and 5GHz bands for flexible connectivity
- Advanced AC Smart Beam - Improves coverage and performance by directing bandwidth between your Smart Beam router and the DWA-192 adapter
- USB 3.0 Interface - Fast connection to your PC
- WPS Button - One button setup for a fast and secure connection
- Backwards Compatible - Connects to legacy 802.11n/g/a networks

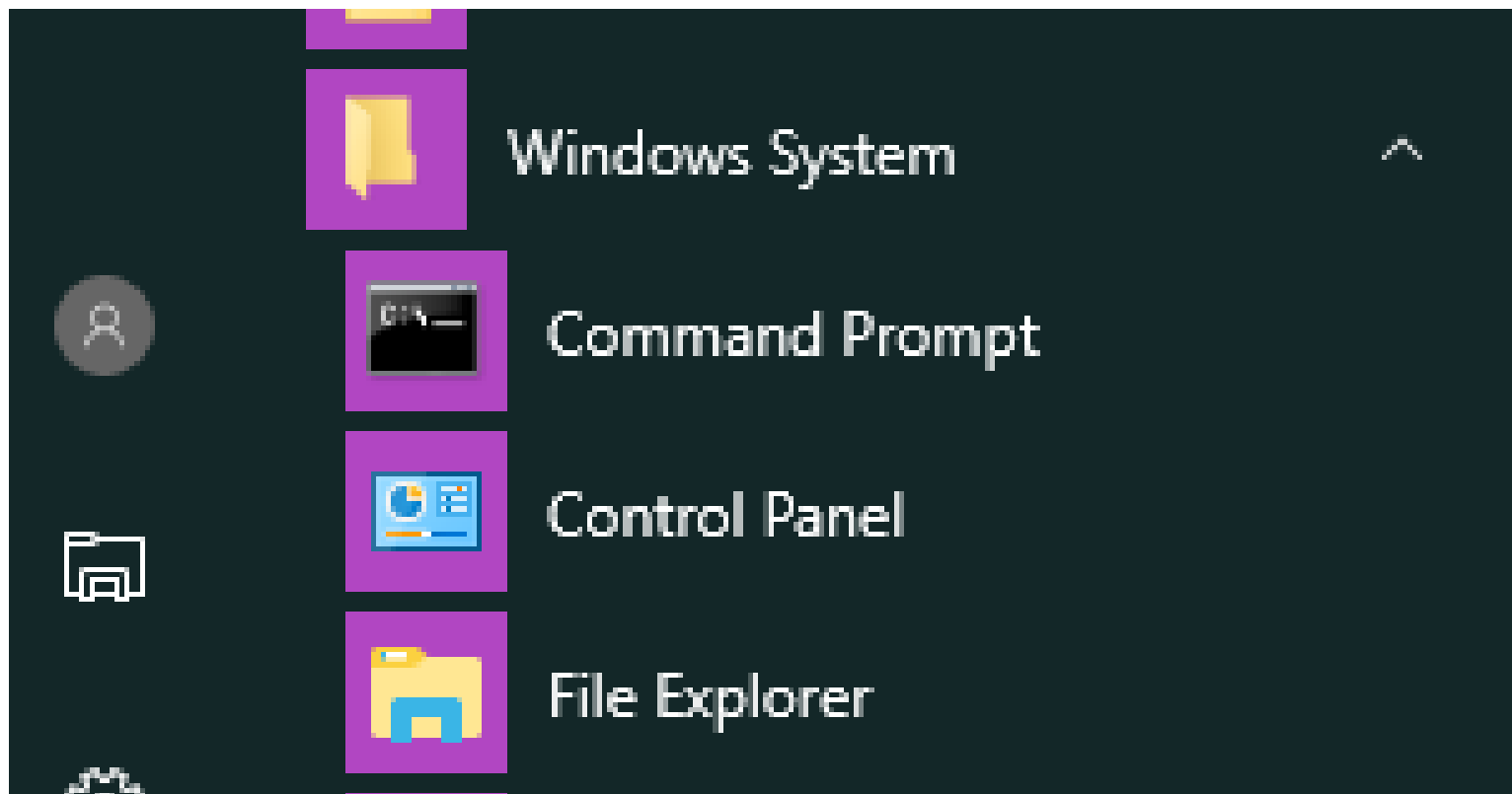
- # PLACING AN EXTERNAL USB Wi-Fi NETWORK ADAPTER INTO SERVICE:
- Install the USB Wi-Fi Adapter
 - Go to the Windows "Control Panel"
 - Go to "Network and Sharing Center"
 - Go to "Change adapter settings"
 - Right-click on the newly-installed external USB Wi-Fi adapter and make sure that it is "Enabled"
 - Disable any other Wi-Fi adapters in "Network Connections"



Recycle Bin






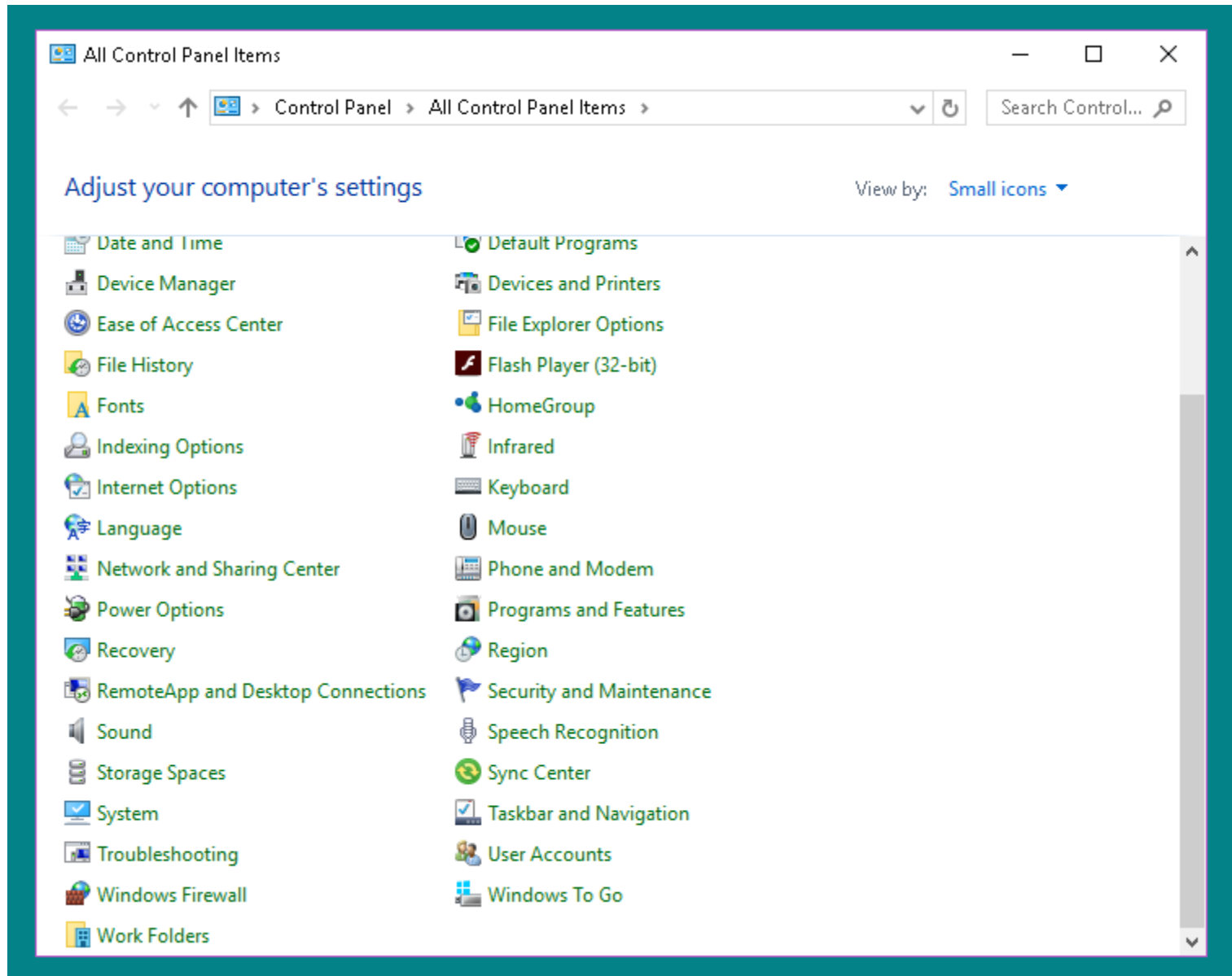





Control Panel









Network and Sharing Center



Network and Sharing Center

← → ▾ ↑ << All Control Panel Items > Network and Sharing Center ▾ ↻ Search Control...

Control Panel Home

Change adapter settings



Change advanced sharing settings

View your basic network information and set up connections

View your active networks

Network 27 Private network	Access type: Internet HomeGroup: Ready to create Connections: Ethernet0
Network 13 Public network	Access type: Internet Connections: usb_xhci

Change your networking settings

-  [Set up a new connection or network](#)
Set up a broadband, dial-up, or VPN connection; or set up a router or access point.
-  [Troubleshoot problems](#)
Diagnose and repair network problems, or get troubleshooting information.

See also

- HomeGroup
- Infrared
- Internet Options
- Windows Firewall



Network and Sharing Center



<< All Control Par

Control Panel Home

Change adapter settings

Change advanced sharing
settings

Change adapter settings

