

FREE STORAGE ON THE WEB--PART 5

by

Francis Chao
(May 2009)

This is the fifth installment in our series of discussions about storing files for free on the Internet. Liz and I often hear tales of woe from computer users due to hard drive or software failure. In the latest fiasco, one of my relatives lost \$400 worth of "Itunes" music files when his computer "hiccupped" during a power failure. Don't take chances with your data files and photo files. Please back up your data files now before you lose them due to hardware, software, or operator error.

"ADRIVE"

This month, Liz and I obtained a free storage account at "ADrive".

Their Web site is located at

<http://www.adrive.com>

They have both free and non-free accounts. Their free accounts provide a humongous 50 gigabytes of storage. They are a bit harder to use than the previous 4 online storage sites that we have already discussed in this series.

The key features for a free account are:

Total storage space = 50 Gigabytes

Maximum single file size = 2 Gigabytes

Maximum monthly bandwidth = not stated on "ADrive" Web site

The maximum monthly bandwidth is the total amount of data that you (and others that you designate) upload to, and download from, your free account.

"ADrive" does not limit the types of files that you can store.

The home page of the "ADrive" Web site looks like this:



Click on the "Sign Up" tab and you will get an online form to sign up for an account:

The screenshot shows the ADrive.com website in Internet Explorer. The browser address bar shows the URL <https://www.adrive.com/login/signup>. The page features a navigation menu with the following items: home, storage plans, enterprise, support, about us, contact us, community, and sign up (which is highlighted). The main content area is titled "create an account" and contains a pricing table and a registration form.

Plan	Storage Capacity/user	Price
Basic	50GB	Free (Personal Use Only)
Signature	50GB	\$6.95/month \$69.50/year
Premium	100GB	\$13.95/month \$139.50/year
	250GB	\$33.95/month \$339.50/year
	500GB	\$66.95/month \$669.50/year
	750GB	\$99.95/month \$999.50/year
	1TB	\$131.95/month \$1,319.50/year

(*) Required Fields

Please Select Your Plan *:

FREE 14-Day Trial ([more info](#))

Email Address *:
(this will be user ID)

Email Confirm *:

Choose Password *:
(at least 8 characters, 1 capital, 1 number)

Confirm Password *:

First Name *:

Last Name *:

Gender:

Age Range:

Organization/University:

Country *:

Zip/Postal Code *:

How did you hear about us? *:

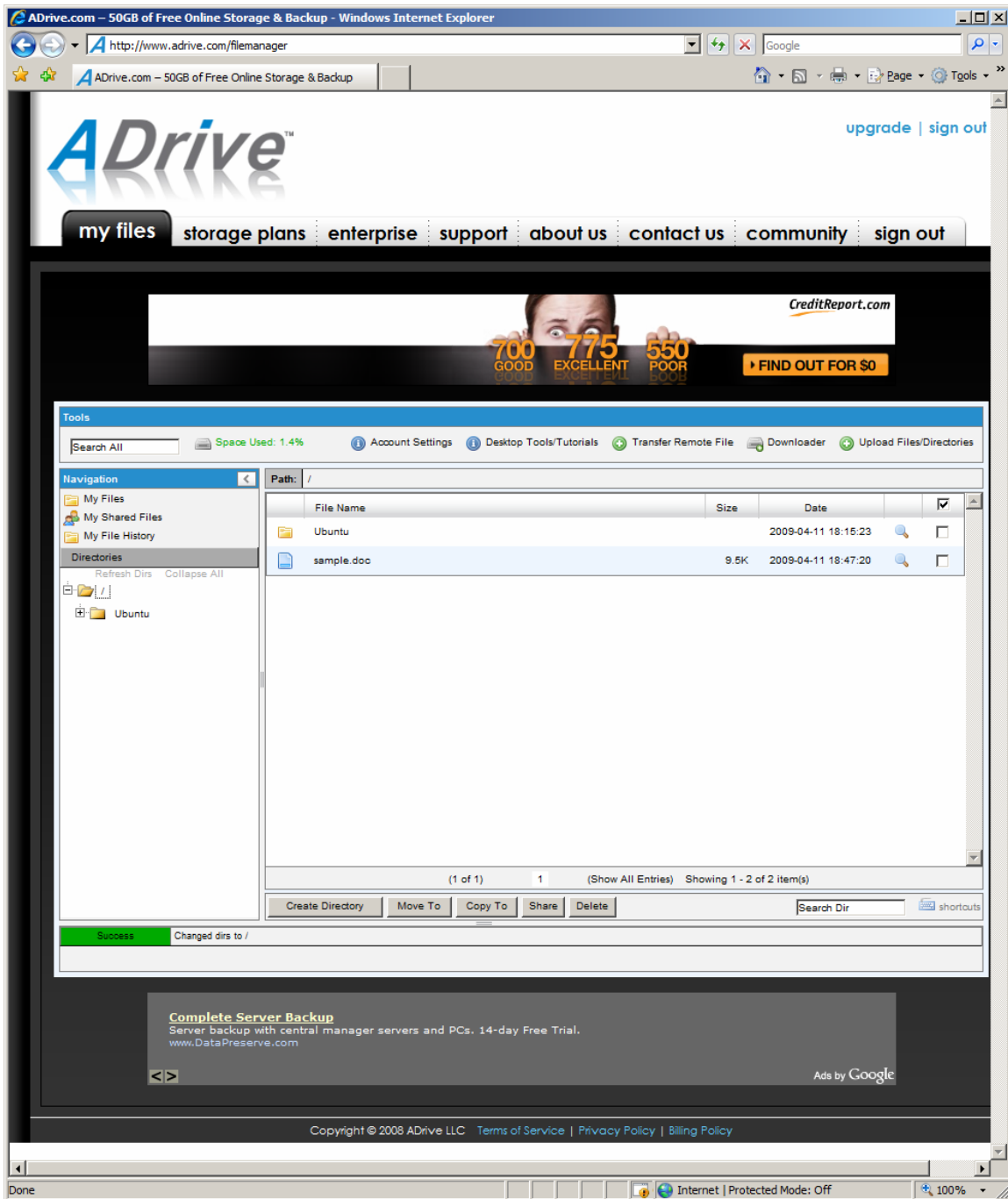
Enter the numbers you see in the image:

Please check here if you do not wish to receive email updates from ADrive.
 I agree to service [terms and conditions](#) *

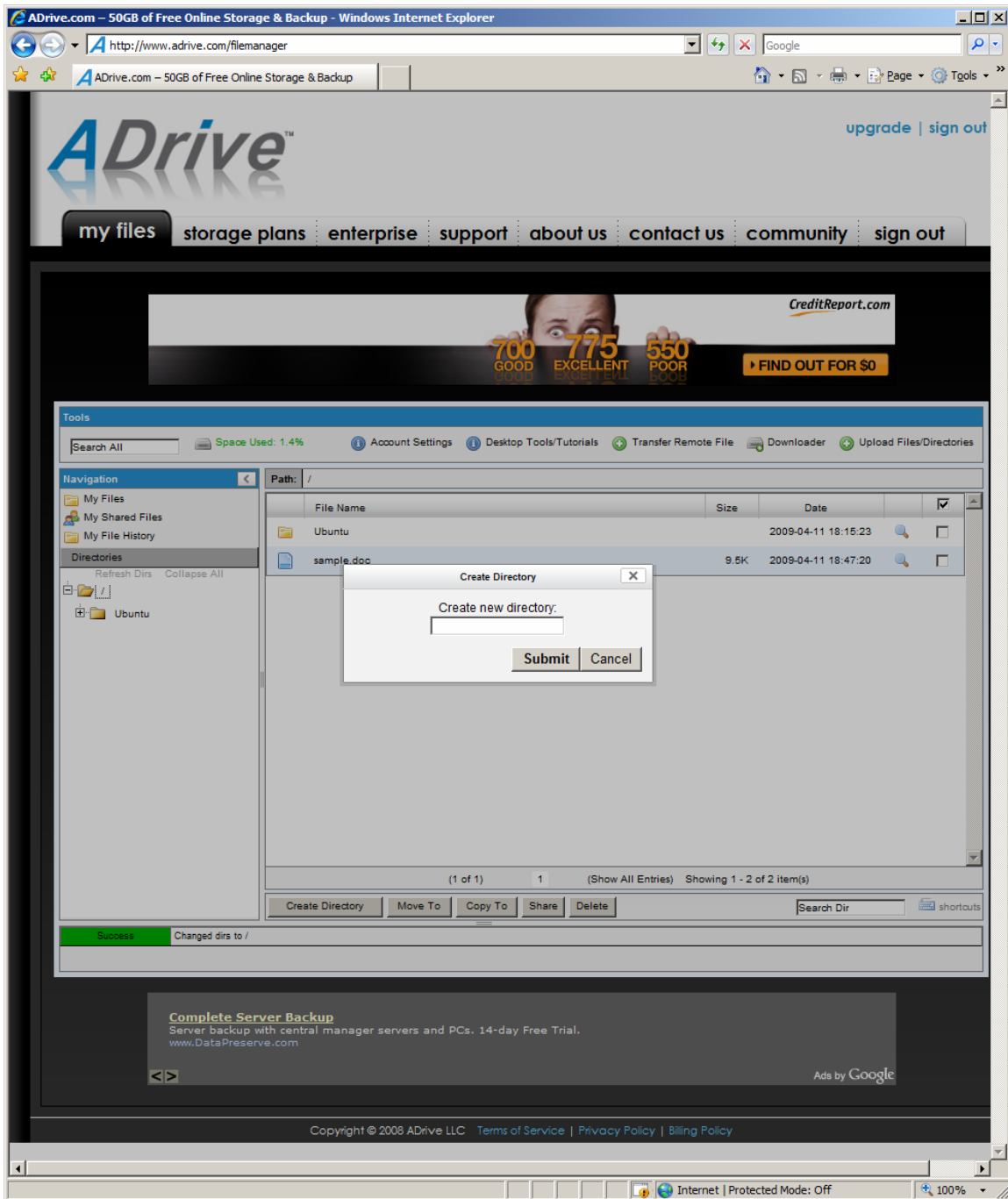
Use the drop-down arrow on the right of the white form field that is next "Please Select Your Plan" to select the "Basic - Free" account. Then, fill in the rest of the form and click on the "Continue" button.

Now, go to your e-mail inbox and locate the "Welcome to ADrive!" message that they have just sent to you. Inside this e-mail message, you will find a hyperlink that you can click on to activate your new account.

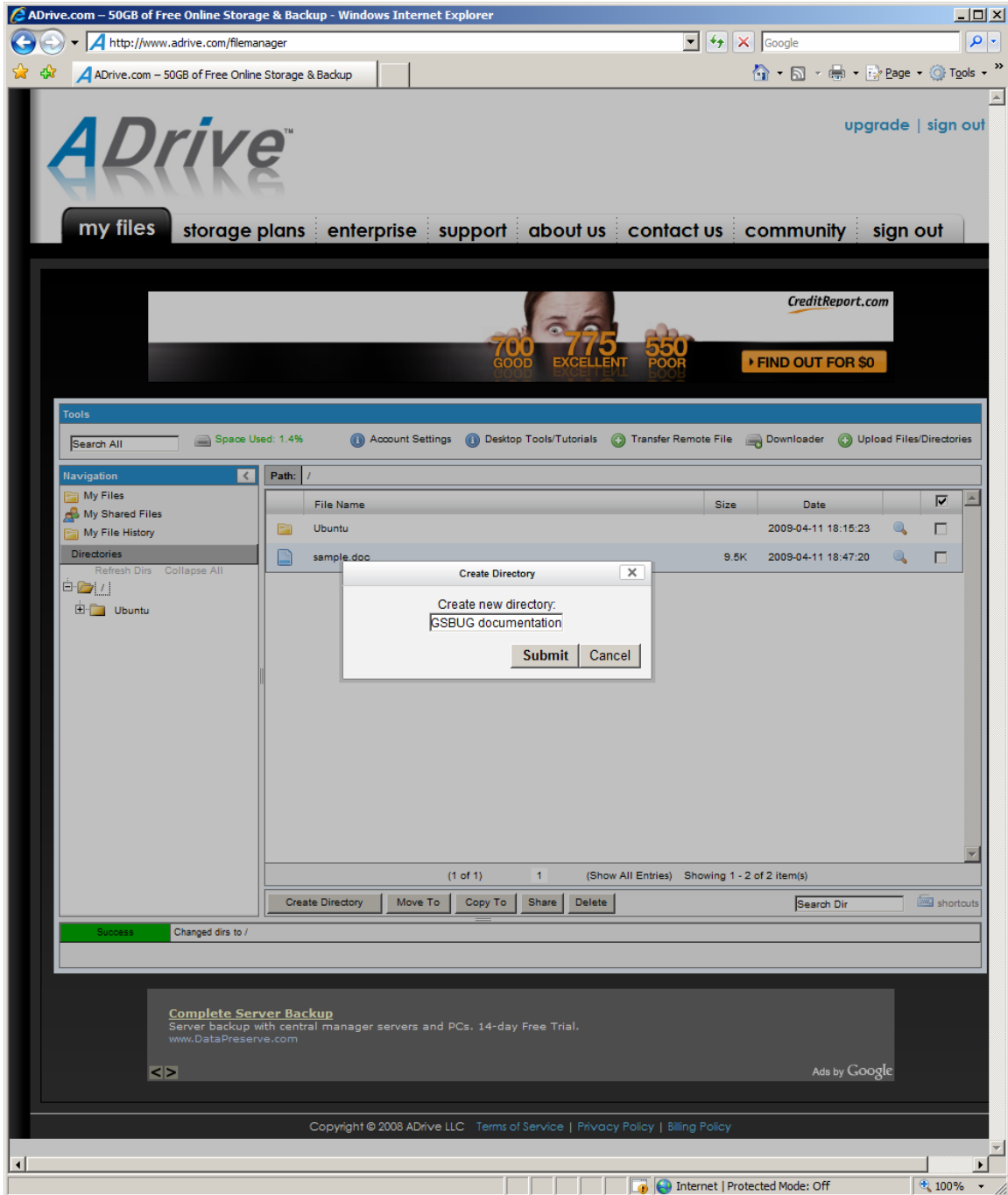
Next, go to <http://www.adrive.com> and sign in with your e-mail address and password. After you click on the "Sign In" button, you will see a page that contains a section that looks like a "Windows Explorer".



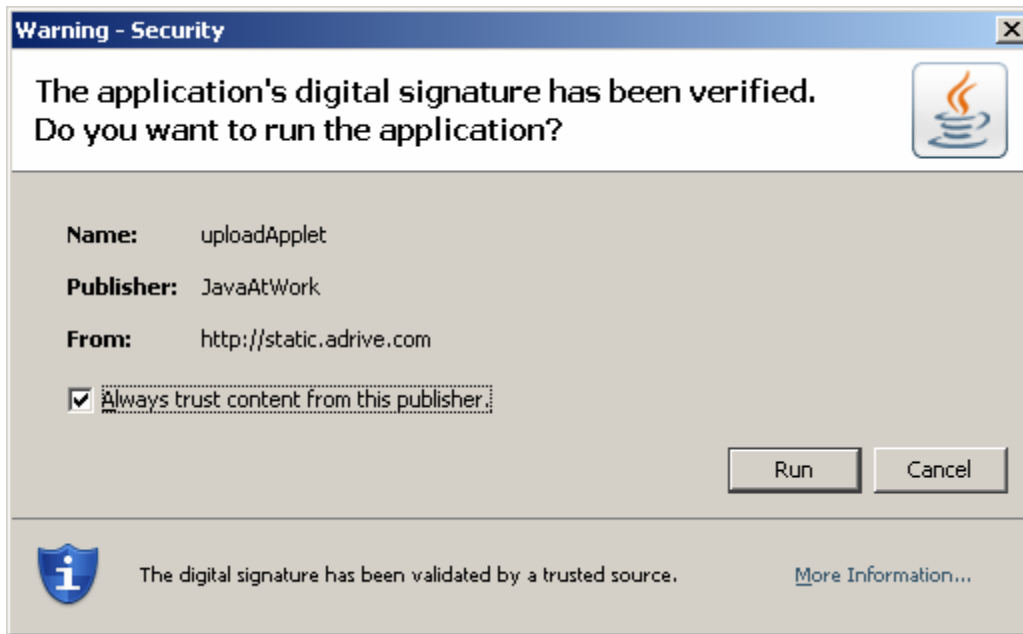
Click on the "Create Directory" button to create a folder at your storage space at "ADrive".



Then enter a name for your new folder, as requested.



Click on the "Upload Files/Directories" hyperlink to upload data files from your computer to your account at "ADrive". The first time that you click on this button for any specific browser in a specific computer, you will probably get a security warning as follows:

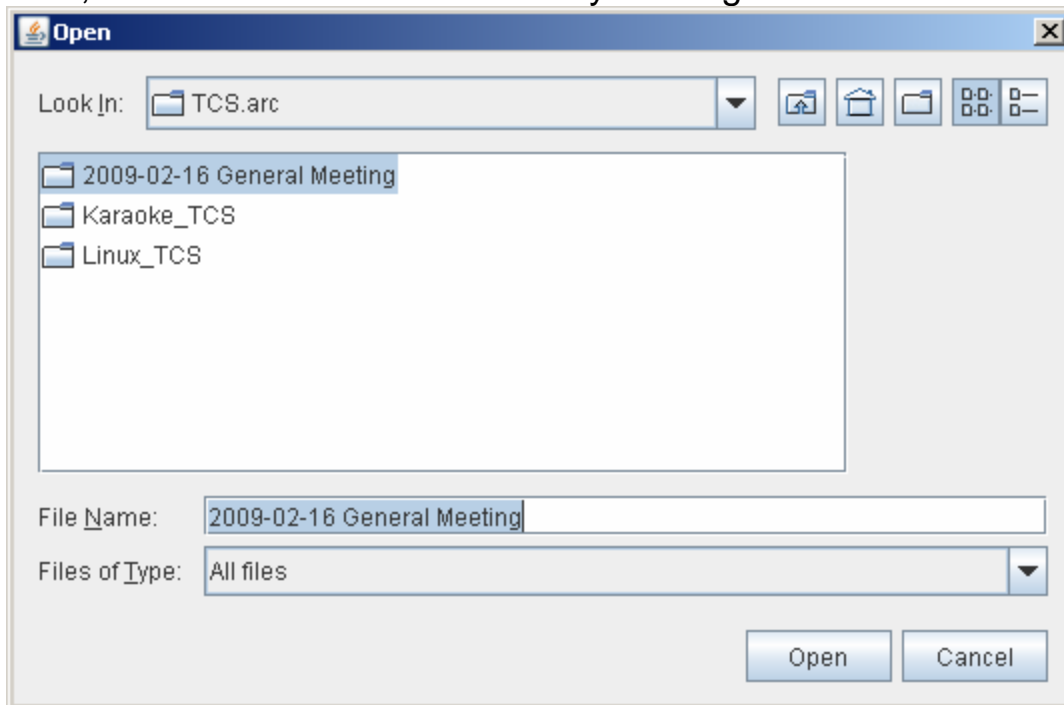


Click on its "Run" button.

After a second or two, you will get the online form for uploading files or folders to your "ADrive" account:



Now, click on the "Add" button and you will get a "Browse" box:



Navigate to the files or folders that you wish to upload.

Then click on the "Open" button.

The "Upload files to:" list will now show all of the individual files that you have selected, regardless of whether you selected a single file or a directory that contains other files and/or directories:

ADrive.com - 50GB of Free Online Storage & Backup - Windows Internet Explorer

http://www.adrive.com/home/uploadfile?dir=%2F

ADrive.com - 50GB of Free Online Storage & Backup

upgrade | sign out

my files | storage plans | enterprise | support | about us | contact us | community | sign out

CONGRATULATIONS!

YOU HAVE BEEN CHOSEN TO RECEIVE A FREE*

BEST BUY® GIFT CARD!

YOUR CLAIM NUMBER: **3383FAE**

[Claim now!](#)



*see offer details @ 2008 BestFreeRewards.com

Upload files to: /

No.	File	Size
1.	2009-02-16 General Meetin...	4079 Kb
2.	2009-02-16 General Meetin...	101 Kb
3.	2009-02-16 General Meetin...	108 Kb
4.	2009-02-16 General Meetin...	140 Kb
5.	2009-02-16 General Meetin...	49 Kb
6.	2009-02-16 General Meetin...	98 Kb
7.	2009-02-16 General Meetin...	116 Kb
8.	2009-02-16 General Meetin...	654640 Kb
9.	2009-02-16 General Meetin...	108064 Kb
10.	2009-02-16 General Meetin...	476608 Kb
11.	2009-02-16 General Meetin...	1782442 Kb

Buttons: Add, Remove, Upload

Summary

Files: 16 Total size: 22.71 Gb

Tips:

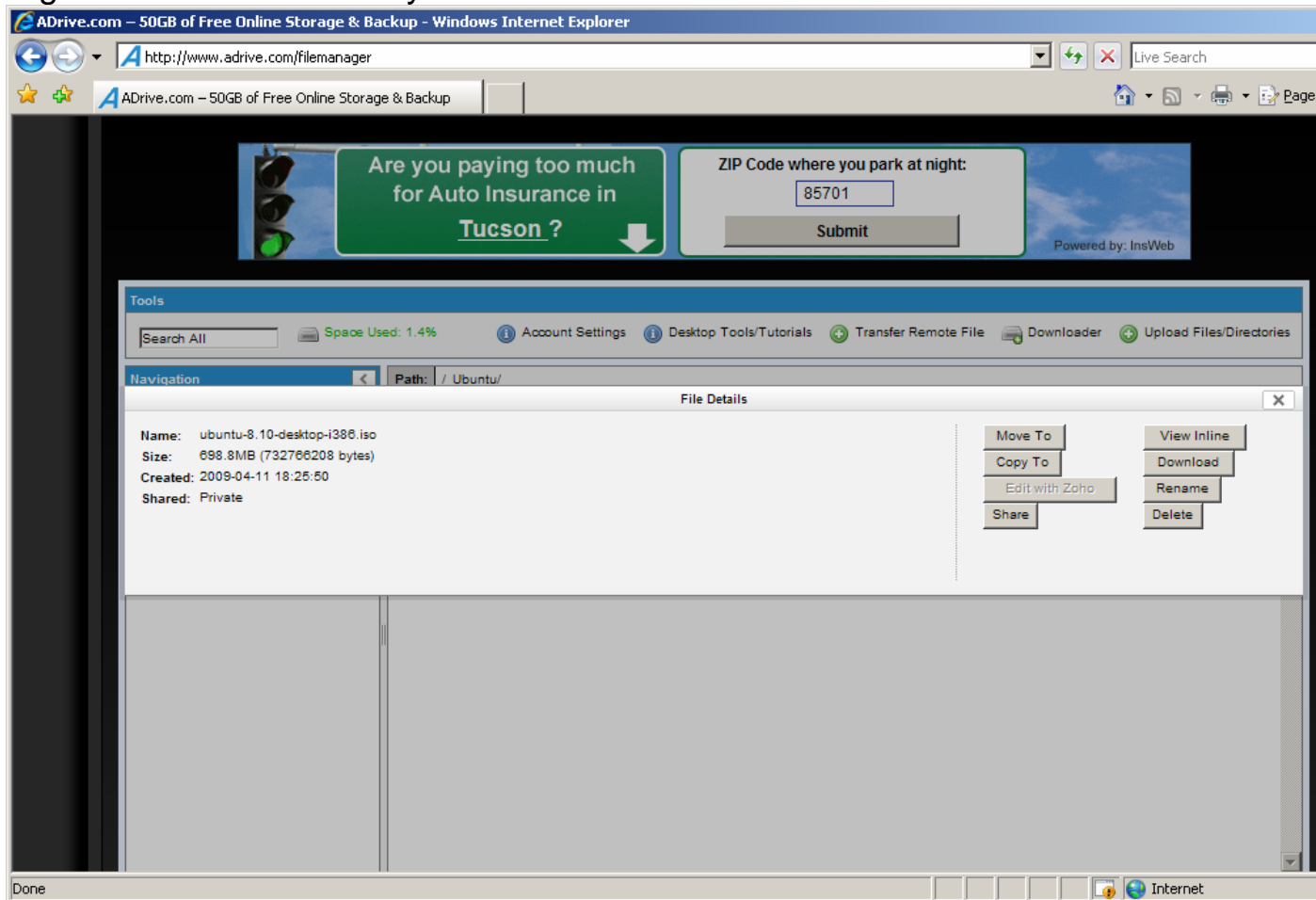
This upload tool requires Java. If the upload tool is not visible, please make sure your browser has Java enabled or download Java. To upload a directory, simply drag and drop your selected directory onto the applet to add it to your upload list. You can also click the 'Add' button to browse your files and folders. The selected directory or folder content will appear in your upload list, also indicating the location of the files. Example: "foo/bar.txt" the file "bar.txt" will be uploaded to the folder "foo" in the current server directory. If you haven't already created that directory on the server, this tool will create it for you. Some virus protection software "proxies" the connection and will show the upload as 100% complete even though the proxy is still sending the data to the server. Please be patient and let it run. If it fails, you can try again.

Internet 100%

"ADrive" allows you to share files with others. At the present time "ADrive" does not allow you to share an entire online folder with others. You have to share each shared file individually. The developers of "ADrive" stated that they plan to implement folder sharing in the future.

To share a file:

Right click on the file that you wish to share:



Then click on the "Share" button on the dialog box that pops up. Click on the "Yes" button in the "Confirm Share" dialog box. Then right click on the file (that you are sharing) again. A "Public File

Details" box will pop up. Click on the "Email a Friend" button to notify persons whom you want to share the file with of the URL where they can access the file.

"ADrive" has one feature that differentiates it from the other free cloud-based storage services:

According to

<http://online-storage-service-review.toptenreviews.com/adrive-review.html>

<Start of quote>

ADrive provides access to the Zoho Online Document Editor so that you don't even need to download your files to a computer hard drive to access them and edit them. This is a wonderfully useful tool, especially if you are using a public or bare-bones computer that might not have document editing software. Plus, it's just more convenient even if you do have editing software. You can make changes right in Zoho and save; you're done. This feature alone makes us love ADrive, regardless of what else it has to offer.

<End of quote>

Using the online "Web application" called "Zoho Writer" which is integrated into "ADrive", you can edit any .doc format (Microsoft Word), .html format, .sxw "OpenOffice text document" format, .rtf "Rich Text" format, or .txt format. Using Zoho, you can create and edit these types of document files without having Word processing software on the computer that you are using.

The official blog of the "ADrive" company is located at <http://www.adrive.com/community>

This Web page keeps their users informed about pending improvements and modifications to the various free and non-free levels of storage service.

Let me know if there are any online file storage services that you are particularly fond of and we will describe them in future articles in this series.

If you have any questions or problems, I can be contacted by the following methods:

1. Send me e-mail at: fchao2@yahoo.com
2. Send "snail" United States Postal Service (USPS) mail to

Francis Chao
405 E. Wetmore Rd. #117-484
Tucson, AZ 85705-1792

Or sell your computer and take up gardening instead !!