

INSTALLATION OF THE "WINDOWS DEVELOPERS PREVIEW" PRE-BETA OF "WINDOWS 8" INTO A VIRTUAL MACHINE IN A MAC "OS X" HOST COMPUTER

HIGH-LEVEL EXECUTIVE SUMMARY

Here is your chance try "Windows 8" for free:

Both the 64-bit and the 32-bit versions of "Windows Developers Preview" pre-beta of "Windows 8" install easily into a virtual machine running in:

"Oracle VM VirtualBox 4.1" (free),
"VMware Fusion 4" (not free),
"Parallels Desktop 6" (not free)

all running in an "OS X" host.

In contrast, both the 64-bit and 32-bit versions of the "Windows Developers Preview" cannot be installed into a virtual machine in "VMware Fusion 3" (not free).

PUBLIC AVAILABILITY OF THE "WINDOWS 8" PRE-BETA

The "Windows Developers Preview" pre-beta of "Windows 8" became available to the general public on September 13, 2011.

To download a copy, go to

<http://msdn.microsoft.com/en-us/windows/apps/br229516>

See also

http://www.computerworld.com/s/article/9219991/Microsoft_opens_Windows_8_preview_to_all?taxonomyId=125

and

<http://msdn.microsoft.com/en-us/windows/apps/>

BURNING AN INSTALLATION DVD WITH THE .ISO FILE FOR "WINDOWS 8 PRE-BETA"

See

<http://lifehacker.com/251758/mac-tip--how-to-burn-an-iso-or-dmg-file-to-disc>

STEP-BY-STEP INSTRUCTIONS FOR INSTALLATING "WINDOWS 8 PRE-BETA" INTO A VIRTUAL MACHINE IN A "MAC" "OS X" HOST COMPUTER

See

<http://lifehacker.com/5841065/how-do-i-install-windows-8-in-a-virtual-machine>

and

<http://www.internet-khazana.com/blog/2011/09/15/download-windows-8-developers-preview/>

STEP-BY-STEP INSTRUCTIONS FOR INSTALLING "WINDOWS 8 PRE-BETA" INTO A "BOOT CAMP" PARTITION IN A "MAC" "OS X" HOST COMPUTER

See

<http://mobilityupdate.com/mac/windows-8-beta-macbook-pro-air/>

"WINDOWS 8" TUTORIAL GUIDES

Once you get "Windows 8 Pre-beta" installed somewhere, you will probably need to read a few tutorials to get smarter on the new-fangled features of "Windows 8..":

See

<http://www.slashgear.com/microsoft-windows-8-complete-guide-13179119/>

and

<http://blogs.msdn.com/b/robmar/archive/2011/09/14/download-the-windows-8-guide.aspx>

and

<http://www.hanselman.com/blog/GuideToInstallingAndBootingWindows8DeveloperPreviewOffAVHDVirtualHardDisk.aspx>

and

<http://www.sysprobs.com/guide-install-windows-8-virtualbox>

and

<http://www.addictivetips.com/windows-tips/the-complete-guide-to-windows-8-explorer-new-ribbon-tools-and-options/>

and

http://blogs.computerworld.com/18951/four_windows_8_secret_tips_and_tricks

and

<http://www.techradar.com/news/software/operating-systems/hands-on-windows-8-review-1025259>

and

<http://www.howtogeek.com/74331/how-to-create-your-own-windows-8-shortcuts-for-shutdown-perhaps/>

and

<http://www.addictivetips.com/windows-tips/the-complete-guide-to-windows-8-startup-menu/>

and

<http://www.addictivetips.com/windows-tips/how-to-enable-64-bit-mode-in-internet-explorer-10-on-windows-8/>

and

<http://www.addictivetips.com/windows-tips/how-to-restart-log-off-sleep-and-shutdown-windows-8>

and

<http://www.addictivetips.com/windows-tips/how-to-automatically-login-to-windows-8-direct-logon/>

and

http://www.huffingtonpost.com/2011/09/13/windows-8-features_n_960478.html#s359959&title=Touchscreen_Password_To

and

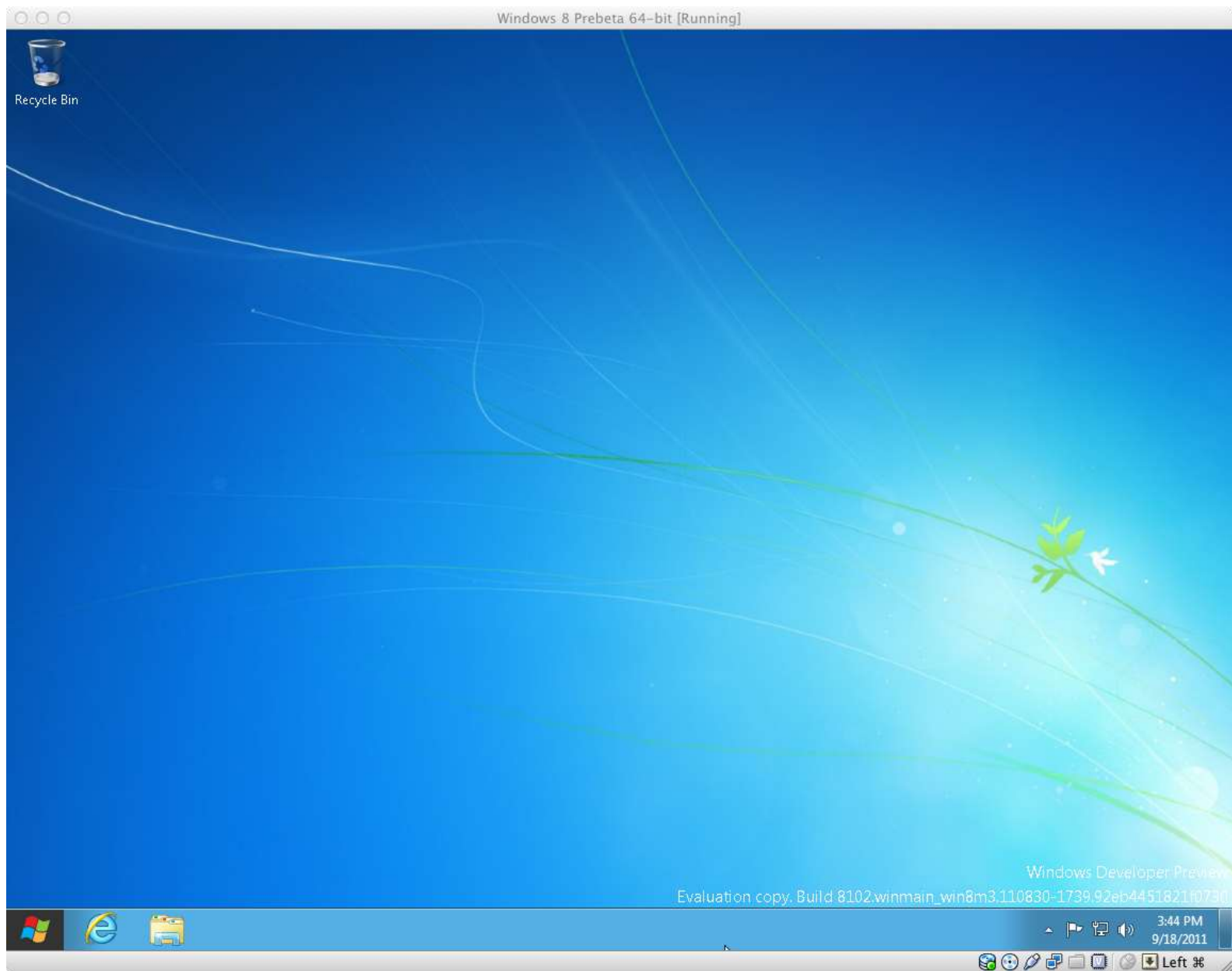
<http://www.windows8news.com/2011/09/14/windows-8-developer-preview-keyboardmouse-shortcuts/>

SCREENSHOTS OF "WINDOWS 8 PRE-BETA" RUNNING IN MAC VIRTUAL MACHINES

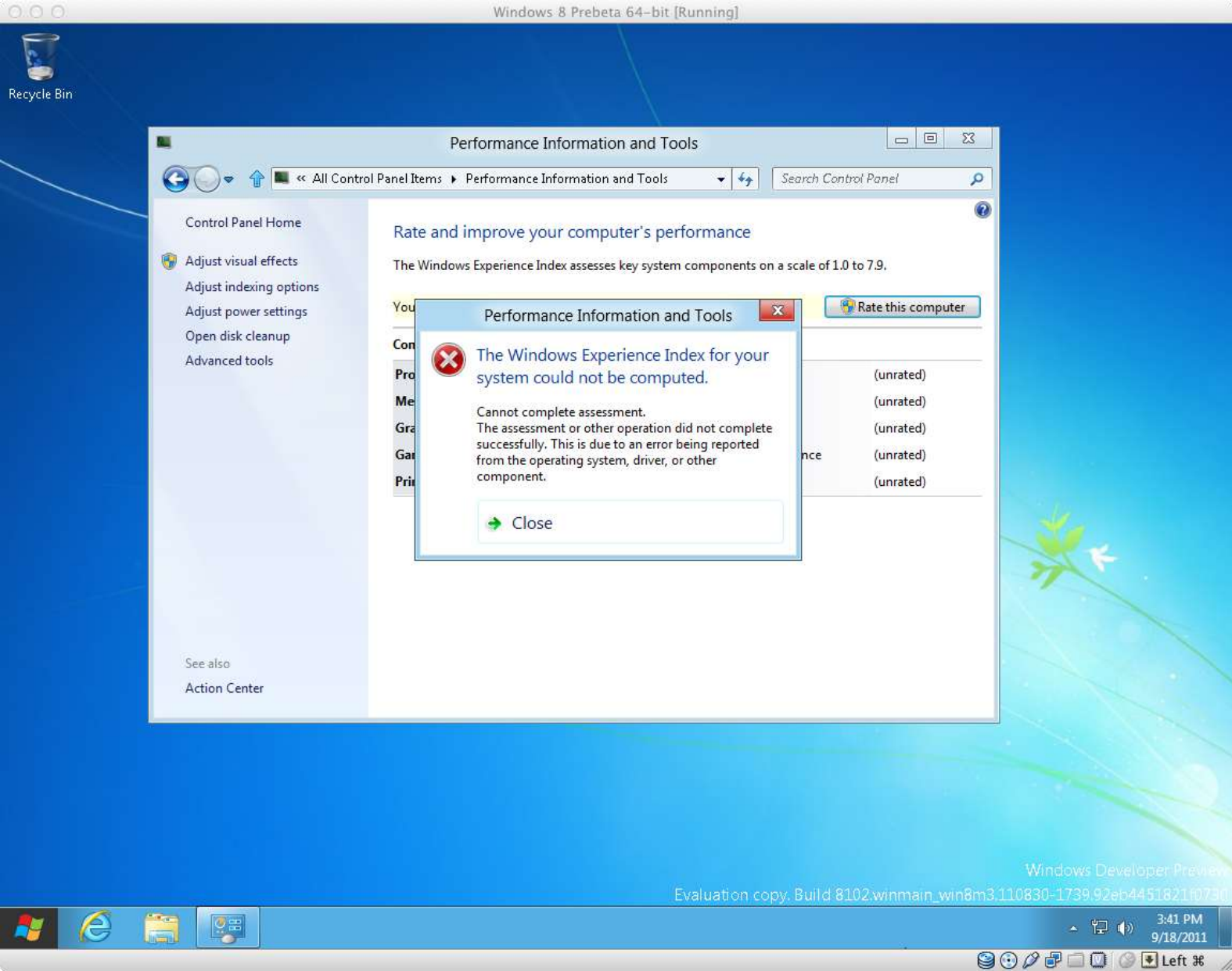
"Metro" user interface of 64-bit version of "Windows 8 Pre-beta" running in "Oracle VM VirtualBox" in a Mac "OS X" 10.7 "Lion" host:



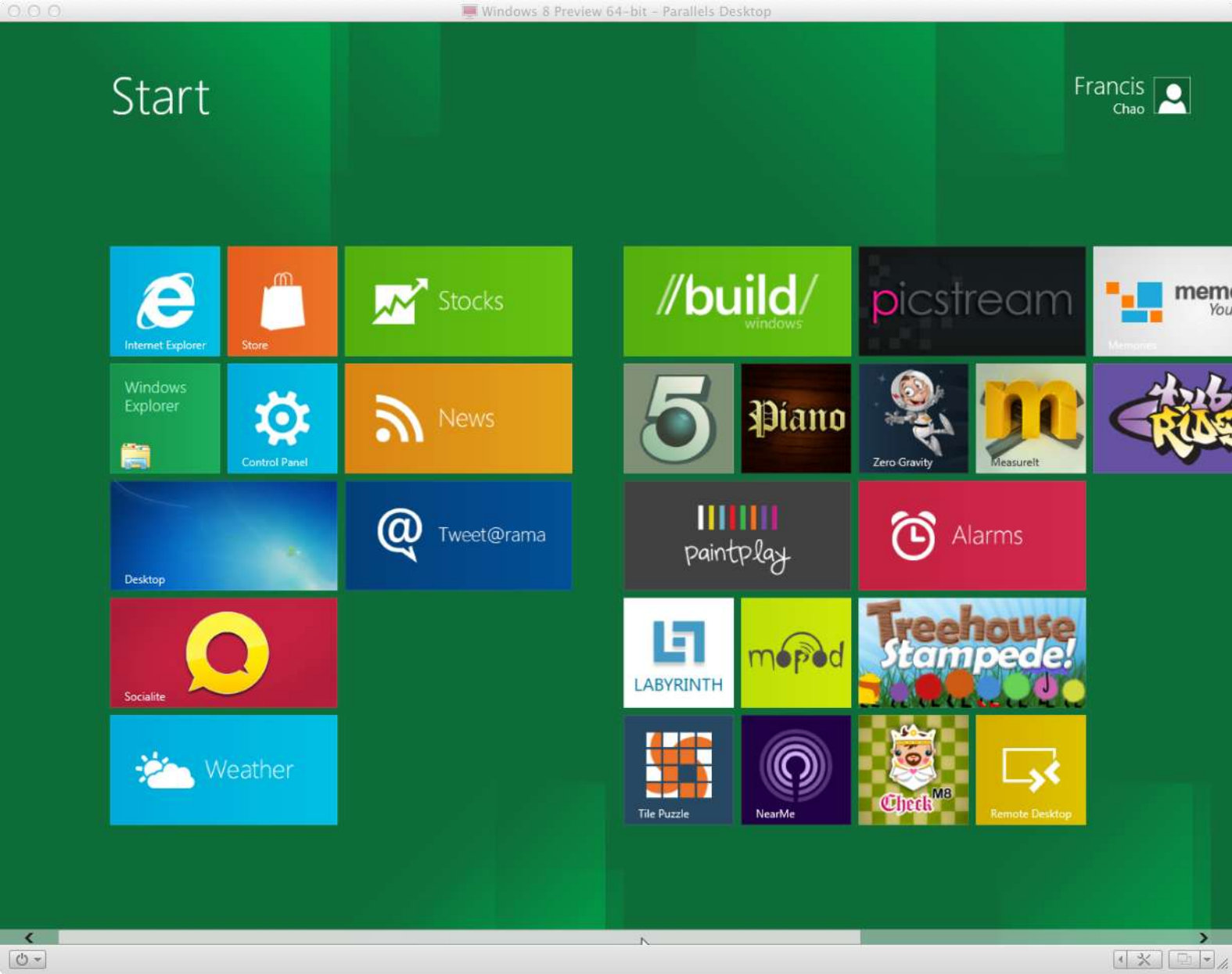
Windows legacy "desktop" of 64-bit version of "Windows 8 Pre-beta" running in "Oracle VM VirtualBox" in a Mac "OS X" 10.7 "Lion" host:



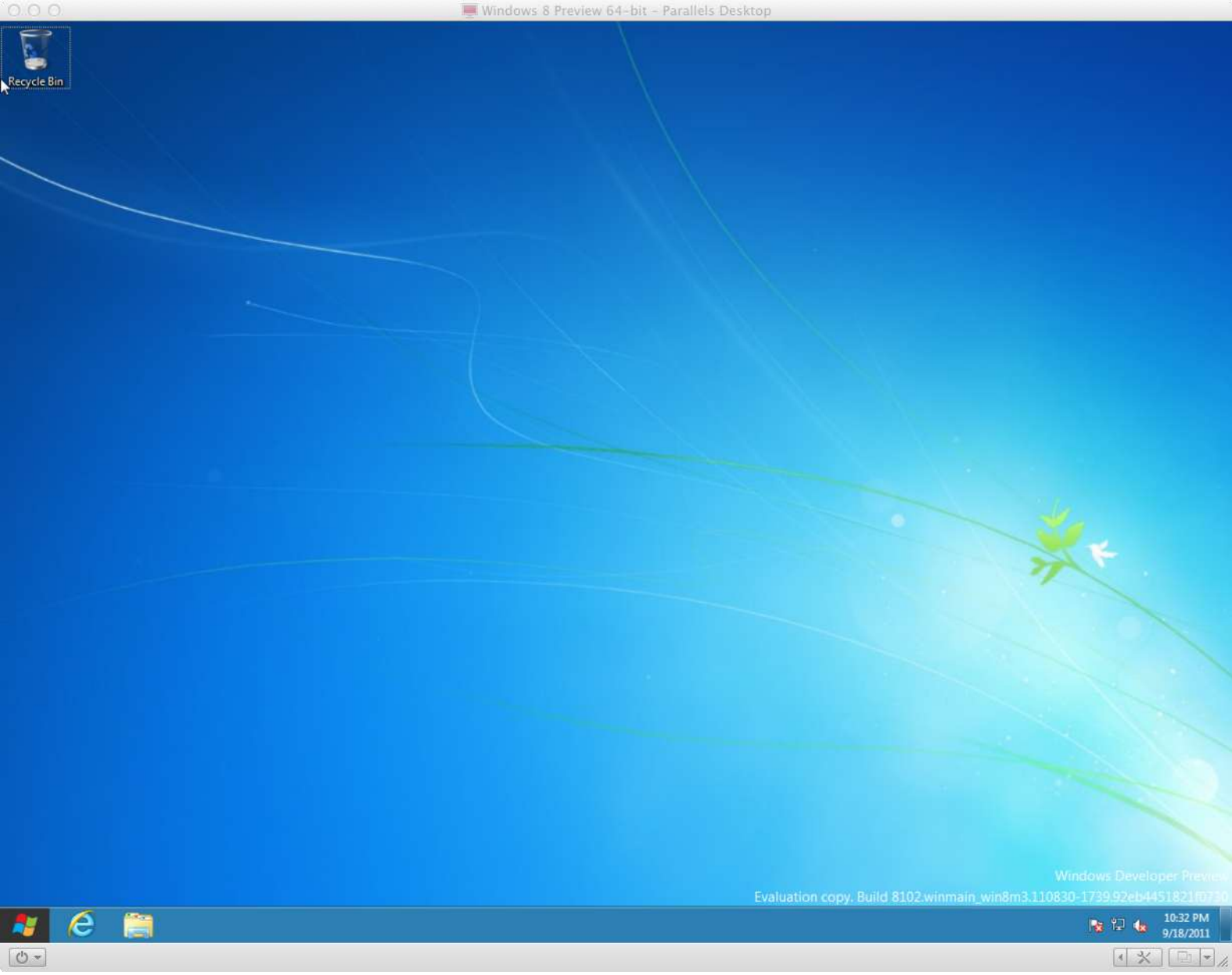
Unable to get a "Windows Experience Index" for 64-bit version of "Windows 8 Pre-beta" running in "Oracle VM VirtualBox" in a Mac "OS X" 10.7 "Lion" host:



"Metro" user interface of 64-bit version of "Windows 8 Pre-beta" running in "Parallels Desktop 6" in a Mac "OS X" 10.7 "Lion" host:



Windows legacy "desktop" of 64-bit version of "Windows 8 Pre-beta" running in "Parallels Desktop 6" in a Mac "OS X" 10.7 "Lion" host:



"Windows Experience Index" of 64-bit version of "Windows 8 Pre-beta" running in "Parallels Desktop 6" in a Mac "OS X" 10.7 "Lion" host:

The screenshot shows the Windows 8 Performance Information and Tools window. The title bar reads "Windows 8 Preview 64-bit - Parallels Desktop" and "Performance Information and Tools". The breadcrumb navigation shows "Control Panel > All Control Panel Items > Performance Information and Tools". The left sidebar contains "Control Panel Home" and several links: "Adjust visual effects", "Adjust indexing options", "Adjust power settings", "Open disk cleanup", and "Advanced tools".

The main content area is titled "Rate and improve your computer's performance" and includes the text: "The Windows Experience Index assesses key system components on a scale of 1.0 to 7.9." Below this is a table with the following data:

Component	What is rated	Subscore	Base score
Processor:	Calculations per second	4.5	2.0 Determined by lowest subscore
Memory (RAM):	Memory operations per second	5.8	
Graphics:	Desktop performance for Windows Aero	2.0	
Gaming graphics:	3D business and gaming graphics performance	4.0	
Primary hard disk:	Disk data transfer rate	6.8	

Below the table, there is a link: "View and print detailed performance and system information" with a printer icon. At the bottom right of the main area is a "Re-run the assessment" button. The status bar at the bottom left says "Your scores are current" and "Last update: 9/18/2011 10:28:26 PM". The taskbar at the bottom shows the Start button, Internet Explorer, File Explorer, and the Performance Information icon. The system tray on the right shows the time "10:29 PM" and date "9/18/2011".